



OFFICE OF

PLACER COUNTY CLERK – RECORDER –
REGISTRAR OF VOTERS

Elections Division • 2956 Richardson Drive • P.O. Box 5278 • Auburn, CA 95604
(530) 886-5650 • FAX (530) 886-5688
www.placer.ca.gov

JIM McCAULEY
County Clerk-Recorder-Registrar

GLORIA COUTTS
Assistant County Clerk


RYAN RONCO
Assistant Registrar
of Voters

CERTIFICATE OF CANVASS OF VOTE

I, JIM McCAULEY, County Clerk-Recorder-Registrar of Voters, County of Placer, State of California, do hereby certify that on March 30, 2004, I canvassed the votes cast in the March 2, 2004 Presidential Primary Election and the results of said canvass are as follows:

(See Attached)

IN WITNESS WHEREOF I have set my hand and affixed my official seal on this 30th day of March 2004, in accordance with the laws of the State of California.




JIM McCAULEY
PLACER COUNTY CLERK-REGISTRAR
State of California

CERTIFICATE OF LOGIC AND ACCURACY TEST

I, JIM McCAULEY, County Clerk-Registrar, County of Placer, State of California, do hereby certify that on February 16, 2004 a Logic and Accuracy test was completed in my office and the results were satisfactory.

IN WITNESS WHEREOF I have set my hand and affixed my official seal on this 30th day of March 2004, in accordance with the laws of the State of California.



JIM McCAULEY
PLACER COUNTY CLERK-REGISTRAR
State of California

MARCH 2, 2004

PRIMARY ELECTION WRITE-IN VOTES

FOR

KATARINA DUNMAR, U.S. PRESIDENT, DEMOCRATIC PARTY

PRECINCT DETAIL

<u>PRECINCT</u>	<u>NO. OF VOTES</u>
240527	1
PRECINCT TOTAL	1
ABSENTEE VOTES	0
TOTAL VOTES	1

MARCH 2, 2004

PRIMARY ELECTION WRITE-IN VOTES

FOR

NANCY WARRICK, U.S. PRESIDENT, REPUBLICAN PARTY

PRECINCT DETAIL

<u>PRECINCT</u>	<u>NO. OF VOTES</u>
140664	2
542401	1
PRECINCT TOTAL	3
ABSENTEE VOTES	0
TOTAL VOTES	3

MARCH 2, 2004

PRIMARY ELECTION WRITE-IN VOTES

FOR

DOC CASTELLANO, U.S. PRESIDENT, REPUBLICAN PARTY

PRECINCT DETAIL

<u>PRECINCT</u>	<u>NO. OF VOTES</u>
345320	1
345905	1
PRECINCT TOTAL	2
ABSENTEE VOTES	0
TOTAL VOTES	2

MARCH 2, 2004

PRIMARY ELECTION WRITE-IN VOTES

FOR

BLAKE ASHBY, U.S. PRESIDENT, REPUBLICAN PARTY

PRECINCT DETAIL

<u>PRECINCT</u>	<u>NO. OF VOTES</u>
346115	1
534309	1
PRECINCT TOTAL	2
ABSENTEE VOTES	0
TOTAL VOTES	2

MARCH 2, 2004

PRIMARY ELECTION WRITE-IN VOTES

FOR

LOUIS E. LONGORIA, U.S. SENATE, REPUBLICAN PARTY

PRECINCT DETAIL

<u>PRECINCT</u>	<u>NO. OF VOTES</u>
533703	1
PRECINCT TOTAL	
ABSENTEE VOTES	1
TOTAL VOTES	1

STATE OF CALIFORNIA }
 } ss.
 County of Placer }

CERTIFICATE OF FACTS

I, JIM McCAULEY, Clerk-Recorder-Registrar of Voters of the County of Placer, State of California, do hereby certify that on March 30, 2004, I canvassed the votes cast for the March 2, 2004 Presidential Primary Election. The results of the official canvass conducted by this office are as follows:


Final Results for Sierra Joint Community College, Measure E

Needed 55% combined voter approval in Placer, Nevada, El Dorado and Sacramento counties to pass.

	Yes	No	Total
Sacramento County Elections	3,311 (48.6%)	3,498 (51.4%)	6,809 (100%)
Placer County Elections	43,053 (47.4%)	47,803 (52.6%)	90,856 (100%)
Nevada County Elections	18,662 (54.9%)	15,345 (45.1%)	34,007 (100%)
El Dorado County Elections	1,130 (50.4%)	1,110 (49.6%)	2,240 (100%)
TOTALS	66,156 (49.4%)	67,756 (50.6%)	133,912 (100%)

I further certify that the conduct of the election and canvass of the ballots was in every respect in accordance with the election laws of the State of California.

WITNESS MY HAND AND SEAL THIS 30TH DAY OF MARCH 2004.



JIM McCAULEY
 PLACER COUNTY CLERK-REGISTRAR
 State of California

PLACER COUNTY
OFFICIAL ELECTION SUMMARY
March 2, 2004
FINAL

03/26/04
12:44:01

Registered Voters 165429 - Cards Cast 94577
57.17%

Num. Report Precinct 296 - Num. Reporting 296
100.00%

PRESIDENT DEM	DEM		
		Total	
Number of Precincts		296	
Precincts Reporting		296	100.0 %
Vote For		1	
Total Votes		32275	
<hr/>			
JOHN F. KERRY		20581	63.77%
JOHN EDWARDS		7307	22.64%
HOWARD DEAN		1165	3.61%
DENNIS J. KUCINICH		750	2.32%
WESLEY CLARK		572	1.77%
JOE LIEBERMAN		533	1.65%
AL SHARPTON		295	0.91%
CAROL MOSELEY BRAUN		242	0.75%
DICK GEPHARDT		219	0.68%
LYNDON LAROUCHE		67	0.21%
Write-in Votes		544	1.69%

PRESIDENT REP	REP		
		Total	
Number of Precincts		296	
Precincts Reporting		296	100.0 %
Vote For		1	
Total Votes		48342	
<hr/>			
GEORGE W. BUSH		46734	96.67%
Write-in Votes		1608	3.33%

PRESIDENT AIP	AIP		
		Total	
Number of Precincts		296	
Precincts Reporting		296	100.0 %
Vote For		1	
Total Votes		755	
<hr/>			
MICHAEL A. PEROUTKA		267	35.36%
Write-in Votes		488	64.64%

PRESIDENT GRN	GRN	
	Total	
Number of Precincts	296	
Precincts Reporting	296	100.0 %
Vote For	1	
Total Votes	436	
PETER MIGUEL CAMEJO	257	58.94%
LORNA SALZMAN	33	7.57%
DAVID COBB	25	5.73%
KENT MESPLAY	11	2.52%
Write-in Votes	110	25.23%

PRESIDENT LIB	LIB	
	Total	
Number of Precincts	296	
Precincts Reporting	296	100.0 %
Vote For	1	
Total Votes	279	
GARY NOLAN	123	44.09%
AARON RUSSO	50	17.92%
MICHAEL BADNARIK	45	16.13%
Write-in Votes	61	21.86%

PRESIDENT PFP	PFP	
	Total	
Number of Precincts	296	
Precincts Reporting	296	100.0 %
Vote For	1	
Total Votes	34	
LEONARD PELTIER	9	26.47%
WALTER F. BROWN	9	26.47%
Write-in Votes	16	47.06%

UNITED STATES SENATOR DEM	DEM	
	Total	
Number of Precincts	296	
Precincts Reporting	296	100.0 %
Vote For	1	
Total Votes	28901	
BARBARA BOXER	28074	97.14%
Write-in Votes	827	2.86%

UNITED STATES SENATOR REP		REP	
		Total	
Number of Precincts		296	
Precincts Reporting		296	100.0 %
Vote For		1	
Total Votes		46346	
<hr/>			
BILL JONES		24165	52.14%
ROSARIO MARIN		7610	16.42%
HOWARD KALOOGLIAN		4588	9.90%
TONI CASEY		3566	7.69%
TIM STOEN		2490	5.37%
JAMES STEWART		1134	2.45%
BARRY L. HATCH		792	1.71%
JOHN M. VAN ZANDT		720	1.55%
DANNEY BALL		489	1.06%
BILL QURAISHI		489	1.06%
Write-in Votes		303	0.65%

UNITED STATES SENATOR AIP		AIP	
		Total	
Number of Precincts		296	
Precincts Reporting		296	100.0 %
Vote For		1	
Total Votes		627	
<hr/>			
DON J. GRUNDMANN		390	62.20%
Write-in Votes		237	37.80%

UNITED STATES SENATOR LIB		LIB	
		Total	
Number of Precincts		296	
Precincts Reporting		296	100.0 %
Vote For		1	
Total Votes		306	
<hr/>			
JAMES P. "JIM" GRAY		150	49.02%
GAIL K. LIGHTFOOT		140	45.75%
Write-in Votes		16	5.23%

UNITED STATES SENATOR PFP		PFP	
		Total	
Number of Precincts		296	
Precincts Reporting		296	100.0 %
Vote For		1	
Total Votes		29	
<hr/>			
MARSHA FEINLAND		28	96.55%
Write-in Votes		1	3.45%

U.S. REPRESENTATIVE 4TH CONGRESSIONAL DEM		DEM	
		Total	
Number of Precincts		296	
Precincts Reporting		296	100.0 %
Vote For		1	
Total Votes		24640	
DAVID I. WINTERS		24137	97.96%
Write-in Votes		503	2.04%

U.S. REPRESENTATIVE 4TH CONGRESSIONAL REP		REP	
		Total	
Number of Precincts		296	
Precincts Reporting		296	100.0 %
Vote For		1	
Total Votes		47687	
JOHN T. DOOLITTLE		46994	98.55%
Write-in Votes		693	1.45%

STATE SENATOR 1ST SENATE DISTRICT DEM		DEM	
		Total	
Number of Precincts		182	
Precincts Reporting		182	100.0 %
Vote For		1	
Total Votes		16577	
KRISTINE McDONALD		11073	66.80%
ALLAN L. DOLLISON		5313	32.05%
Write-in Votes		191	1.15%

STATE SENATOR 1ST SENATE DISTRICT REP		REP	
		Total	
Number of Precincts		182	
Precincts Reporting		182	100.0 %
Vote For		1	
Total Votes		29064	
DAVE COX		21799	75.00%
CHRIS SCHNEIDER		7142	24.57%
Write-in Votes		123	0.42%

STATE SENATOR 1ST SENATE DISTRICT LIB		LIB	
		Total	
Number of Precincts		182	
Precincts Reporting		182	100.0 %
Vote For		1	
Total Votes		168	
ROBERTO LEIBMAN		158	94.05%
Write-in Votes		10	5.95%

STATE ASSEMBLY 3RD ASSEMBLY DISTRICT DEM		DEM	
		Total	
Number of Precincts		34	
Precincts Reporting		34	100.0 %
Vote For		1	
Total Votes		2819	
ROBERT A. WOODS		2743	97.30%
Write-in Votes		76	2.70%

STATE ASSEMBLY 3RD ASSEMBLY DISTRICT REP REP			
		Total	
Number of Precincts		34	
Precincts Reporting		34	100.0 %
Vote For		1	
Total Votes		4649	
RICK KEENE		4610	99.16%
Write-in Votes		39	0.84%

STATE ASSEMBLY 3RD ASSEMBLY DISTRICT LIB LIB			
		Total	
Number of Precincts		34	
Precincts Reporting		34	100.0 %
Vote For		1	
Total Votes		49	
ROBERT BURK		46	93.88%
Write-in Votes		3	6.12%

STATE ASSEMBLY 4TH ASSEMBLY DISTRICT DEM		DEM	
		Total	
Number of Precincts		239	
Precincts Reporting		239	100.0 %
Vote For		1	
Total Votes		19545	
TODD W. SCHWENK		19149	97.97%
Write-in Votes		396	2.03%

Write-in votes

590 2.05%

STATE ASSEMBLY 4TH ASSEMBLY DISTRICT REPREP

	Total
Number of Precincts	239
Precincts Reporting	239100.0 %
Vote For	1
Total Votes	38513
TIM LESLIE	38217 99.23%
Write-in Votes	296 0.77%

**STATE ASSEMBLY 5TH ASSEMBLY DISTRICT
DEM**

DEM

	Total
Number of Precincts	23
Precincts Reporting	23100.0 %
Vote For	1
Total Votes	1441
SANDRA A. CAREY	879 61.00%
TIM LOREE	544 37.75%
Write-in Votes	18 1.25%

STATE ASSEMBLY 5TH ASSEMBLY DISTRICT REP REP

	Total
Number of Precincts	23
Precincts Reporting	23100.0 %
Vote For	1
Total Votes	4250
ROGER NIELLO	3742 88.05%
MICHAEL A. FOX	496 11.67%
Write-in Votes	12 0.28%

STATE ASSEMBLY 5TH ASSEMBLY DISTRICT LIB LIB

	Total
Number of Precincts	23
Precincts Reporting	23 100.0 %
Vote For	1
Total Votes	15
MELISSA MANFRE	14 93.33%
Write-in Votes	1 6.67%

DEM CENT COMM 1ST SUP DIST. Vote For 4		DEM	
		Total	
Number of Precincts		49	
Precincts Reporting		49	100.0 %
Vote For		4	
Total Votes		15490	
RENE AGUILERA		3419	22.07%
CAROL D. NORBERG		3353	21.65%
JACK DURAN, JR.		3068	19.81%
MARK A. NORBERG		2966	19.15%
EILEEN MOODIE		2619	16.91%
Write-in Votes		65	0.42%

DEM CENT COMM 2ND SUP DIST. Vote For 5		DEM	
		Total	
Number of Precincts		62	
Precincts Reporting		62	100.0 %
Vote For		5	
Total Votes		19662	
LINDA C. HALL		3046	15.49%
JANICE L. AULD		2905	14.77%
DIANA L. MADOSHI		2666	13.56%
ELAINE ROWEN		2482	12.62%
DARLIS C. BEALE		2398	12.20%
SCOTT WARREN		2369	12.05%
DEDA HILBERT		1964	9.99%
DUANE OTTO MEYER		1770	9.00%
Write-in Votes		62	0.32%

REP CENT COMM 1ST SUP DIST. Vote For 5		REP	
		Total	
Number of Precincts		49	
Precincts Reporting		49	100.0 %
Vote For		5	
Total Votes		27825	
PHIL OZENICK		5377	19.32%
CAROLE VAILLANCOURT		5364	19.28%
JOHN H. ELLISON		5252	18.88%
CHERYL BLY-CHESTER		4153	14.93%
THOMAS N. HUDSON		4147	14.90%
CORY A. BOTTS		3387	12.17%
Write-in Votes		145	0.52%

REP CENT COMM 4TH SUP DIST. Vote For 4		REP
	Total	
Number of Precincts	55	
Precincts Reporting	55	100.0 %
Vote For	4	
Total Votes	21890	
SUSAN C. ROHAN	5204	23.77%
JEFFREY A. ATTEBERRY	4875	22.27%
AARON F. PARK	4707	21.50%
AMY DUNN	4556	20.81%
CHRISTOPHER DON MAYS	2454	11.21%
Write-in Votes	94	0.43%

SUPERIOR COURT JUDGE OFFICE 1		Total
Number of Precincts	296	
Precincts Reporting	296	100.0 %
Vote For	1	
Total Votes	80363	
COLLEEN M. NICHOLS	53280	66.30%
FRANK L. ROWLEY	26867	33.43%
Write-in Votes	216	0.27%

SUPERIOR COURT JUDGE OFFICE 2		Total
Number of Precincts	296	
Precincts Reporting	296	100.0 %
Vote For	1	
Total Votes	77728	
JEFFREY S. PENNEY	55112	70.90%
KEVIN BURDICK	22361	28.77%
Write-in Votes	255	0.33%

SUPERVISOR 3RD DISTRICT		Total
Number of Precincts	68	
Precincts Reporting	68	100.0 %
Vote For	1	
Total Votes	16506	
ALICE DOWDIN	6215	37.65%
JIM HOLMES	5547	33.61%
DAVE MACKENROTH	4707	28.52%
Write-in Votes	37	0.22%

SUPERVISOR 4TH DISTRICT

	Total	
Number of Precincts	55	
Precincts Reporting	55	100.0 %
Vote For	1	
Total Votes	16188	
TED GAINES	11396	70.40%
PAMELA E. TOBIN	4758	29.39%
Write-in Votes	34	0.21%

SUPERVISOR 5TH DISTRICT

	Total	
Number of Precincts	62	
Precincts Reporting	62	100.0 %
Vote For	1	
Total Votes	16458	
BRUCE KRANZ	8648	52.55%
REX BLOOMFIELD	7752	47.10%
Write-in Votes	58	0.35%

STATE PROP 55

	Total	
Number of Precincts	296	
Precincts Reporting	296	100.0 %
Vote For	1	
Total Votes	91811	
NO	54383	59.23%
YES	37428	40.77%

STATE PROP 56

	Total	
Number of Precincts	296	
Precincts Reporting	296	100.0 %
Vote For	1	
Total Votes	92003	
NO	63380	68.89%
YES	28623	31.11%

STATE PROP 57

	Total	
Number of Precincts	296	
Precincts Reporting	296	100.0 %
Vote For	1	
Total Votes	92555	
YES	61909	66.89%
NO	30646	33.11%

STATE PROP 58		
	Total	
Number of Precincts	296	
Precincts Reporting	296	100.0 %
Vote For	1	
Total Votes	92411	
YES	70718	76.53%
NO	21693	23.47%

D GANN LIMIT		
	Total	
Number of Precincts	31	
Precincts Reporting	31	100.0 %
Vote For	1	
Total Votes	8127	
YES	4847	59.64%
NO	3280	40.36%

E SCHOOL BOND		
	Total	
Number of Precincts	294	
Precincts Reporting	294	100.0 %
Vote For	1	
Total Votes	90856	
BONDS NO	47803	52.61%
BONDS YES	43053	47.39%