

INDEX FOR STATEMENT OF VOTE

PRESIDENTIAL GENERAL ELECTION

NOVEMBER 2, 2004

INDEX	i-iii
CERTIFICATION	I-II
QUALIFIED WRITE-IN CANDIDATE RESULTS	III-X
CERTIFICATE OF FACTS –	XI-XXI
FINAL RESULTS BULLETIN	1-10

SECTION ONE – TOTALS BY DISTRICT

	<u>PAGES</u>
TURN-OUT -----	1-2
<u>STATE & FEDERAL</u>	
PRESIDENT & VICE PRESIDENT -----	3-6
U. S. SENATOR -----	7-8
U. S. REPRESENTATIVE, 4 TH Congressional District -----	9-10
STATE SENATE, 1 ST Senate District -----	11-12
STATE ASSEMBLY, 3 RD Assembly District -----	13-14
STATE ASSEMBLY, 4 TH Assembly District -----	15-16
STATE ASSEMBLY, 5 TH Assembly District -----	17-18
<u>COUNTY OFFICE</u>	
County Supervisor, District 3 -----	19-20
<u>CITY OFFICES</u>	
City of Auburn, City Council, City Clerk, City Treasurer -----	21-26
City of Colfax, City Council, City Treasurer -----	25-30
City of Lincoln, City Council, City Clerk, City Treasurer -----	31-34
Town of Loomis, Town Council, Town Clerk, Town Treasurer -----	35-40
City of Rocklin, City Council, City Clerk, City Treasurer -----	41-46
City of Roseville, City Council -----	47-50
<u>STATE PROPOSITIONS</u>	
PROPOSITIONS 1a, -----	49-50
PROPOSITIONS 59, 60, 60a, 61-----	51-54
PROPOSITIONS 62, 63, 64, 65 -----	55-58
PROPOSITIONS 66, 67, 68, 69 -----	59-62
PROPOSITIONS 70, 71, 72, -----	63-66

SECTION TWO – TOTALS BY PRECINCT

	<u>PAGES</u>
TURN-OUT -----	1-27
<u>STATE & FEDERAL</u>	
PRESIDENT & VICE PRESIDENT -----	28-81
U. S. SENATOR -----	82-108
U. S. REPRESENTATIVE, 4 TH Congressional District -----	109-135
STATE SENATE, 1 ST Senate District -----	136-151
STATE ASSEMBLY, 3 RD Assembly District -----	152-155
STATE ASSEMBLY, 4 TH Assembly District -----	156-177
STATE ASSEMBLY, 5 TH Assembly District -----	178-180
<u>Board of Education / SCHOOLS</u>	
Sutter County Board of Education -----	181
Sierra Joint Community College, Trustee Area 3 -----	182-208

Sierra Joint Community College, Trustee Area 7 -----	209-235
Yuba Community College, Trustee Area 2 -----	236
Center Unified School -----	237
Rocklin Unified School -----	238-241
Tahoe Truckee Unified School, Trustee Area 2 -----	242-244
Tahoe Truckee Unified School, Trustee Area 3 -----	245-247
Western Placer Unified School, Trustee Area 3 -----	248-250
East Nicholas Joint Union High School -----	251-252
Grant Joint Union High School -----	253-254
Roseville Joint Union High School -----	255-278
Ackerman Elementary School -----	279-280
Alta-Dutch Flat Union Elementary School -----	281
Auburn Union Elementary School -----	282-289
Dry Creek Joint Elementary School -----	290-291
Foresthill Union Elementary School -----	292
Loomis Union Elementary School, Trustee Area 2 -----	293-295
Loomis & Penryn Elementary School, Trustee Area 2 -----	296-301
Pleasant Grove Joint Elementary School -----	302-303
Roseville City Elementary School -----	304-313

COUNTY OFFICE

County Supervisor, District 3 -----	314-320
-------------------------------------	---------

CITY OFFICES

City of Auburn, City Council, City Clerk, City Treasurer -----	321-326
City of Colfax, City Council, City Treasurer -----	327-329
City of Lincoln, City Council, City Clerk, City Treasurer -----	330-333
Town of Loomis, Town Council, Town Clerk, Town Treasurer -----	334-336
City of Rocklin, City Council, City Clerk, City Treasurer -----	337-348
City of Roseville, City Council -----	349-360

DISTRICT OFFICES

Truckee Tahoe Airport District -----	361-366
San Juan Water District -----	367-369
Foresthill Fire Protection District -----	370
Loomis Fire Protection District -----	371-372
Newcastle Fire Protection District -----	373-374
North Tahoe Fire Protection District, Division 1 -----	375
South Placer Fire Protection District, -----	376-381
Truckee Fire Protection District -----	382
Auburn Area Recreation & Park District -----	383-392
Sacramento Municipal Utility District, Ward 1, Ward 2 -----	393-394
North Tahoe Public Utility District, Seat 1, Seat 5 -----	395-396
Tahoe City Public Utility District, Seat 5 -----	397
Truckee-Donner Public Utility District -----	398-399
Placer County Water Agency, Division 4, Division 5 -----	400-411
Alpine Springs County Water District -----	412
Squaw Valley Public Service District -----	413-414

STATE PROPOSITIONS

PROPOSITIONS 1a, 59 -----	415-441
PROPOSITIONS 60, 60a -----	442-468
PROPOSITIONS 61, 62 -----	469-495
PROPOSITIONS 63, 64 -----	496-522
PROPOSITIONS 65, 66, -----	523-549

PROPOSITIONS 67, 68 -----	550-576
PROPOSITIONS 69, 70 -----	577-603
PROPOSITIONS 71, 72 -----	604-630

COUNTY MEASURES

MEASURE H Sierra Community College Improvement Area Bond -----	631-633
MEASURE J Roseville High School Bond -----	634-641
MEASURE K & L Placer Consolidated Fire Protection District -----	642-647
MEASURE M & N Foresthill Fire Protection District -----	648-649
MEASURE P & Q Penryn Fire Protection District -----	650
MEASURE R & S Newcastle Fire Protection District -----	651-652
MEASURE T Newcastle Fire Protection District -----	653-654
MEASURE U Loomis/Penryn School District Reorganization -----	655-657
MEASURE V Auburn Union Elementary School Tax -----	658-661
MEASURE W Loomis Fire Protection District Tax -----	662



OFFICE OF

PLACER COUNTY CLERK – RECORDER –
REGISTRAR OF VOTERS

Elections Division • 2956 Richardson Drive • P.O. Box 5278 • Auburn, CA 95604
(530) 886-5650 • FAX (530) 886-5688
www.placer.ca.gov

JIM McCAULEY
County Clerk-Recorder-Registrar

GLORIA COUTTS
Assistant County Clerk


RYAN RONCO
Assistant Registrar
of Voters


CERTIFICATE OF CANVASS OF VOTE

I, JIM McCAULEY, County Clerk-Recorder-Registrar of Voters, County of Placer, State of California, do hereby certify that on November 24, 2004, I canvassed the votes cast in the November 2, 2004 Presidential General Election and the results of said canvass are as follows:

(See Attached)

IN WITNESS WHEREOF I have set my hand and affixed my official seal on this 24th day of November 2004, in accordance with the laws of the State of California.



JIM McCAULEY
PLACER COUNTY CLERK-REGISTRAR
State of California


CERTIFICATE OF LOGIC AND ACCURACY TEST

I, JIM McCAULEY, County Clerk-Registrar, County of Placer, State of California, do hereby certify that on October 6, 2004 a Logic and Accuracy test was completed in my office and the results were satisfactory.

IN WITNESS WHEREOF I have set my hand and affixed my official seal on this 24th day of November 2004, in accordance with the laws of the State of California.



JIM McCAULEY
PLACER COUNTY CLERK-REGISTRAR
State of California


NOVEMBER 2, 2004

GENERAL ELECTION WRITE-IN VOTE

U. S. PRESIDENT

	TOTAL
James Alexander-Pace	<u>0</u>
Anthony Jabin	<u>0</u>
John Joseph Kennedy	<u>0</u>
Ralph Nader	<u>333</u>
John Parker	<u>0</u>

U.S. SENATE

	TOTAL
Howard Johnson	<u>0</u>
John Emery Jones	<u>0</u>
Dennis Reichter	<u>0</u>

Total VOTES by PRECINCT for each of the above contests appear on the following pages.

2004 Presidential Write In Totals by Precinct

Ralph Nader

140613	2
140620	1
140621	4
140622	2
140623	2
140624	4
140629	2
140631	2
140633	3
140635	1
140637	4
140639	3
140640	4
140641	2
140642	3
140644	3
140645	2
140646	2
140647	2
140649	1
140650	3
140651	1
140652	2
140653	2
140655	1
140656	1
140657	2
140658	1
140664	1
140668	1
140669	2
140670	3
140671	3
140672	1
140673	1

2004 Presidential Write In Totals by Precinct

Ralph Nader

142301	1
146301	1
240301	2
240302	1
240303	2
240305	2
240307	1
240308	1
240309	3
240310	2
240311	1
240314	0
240317	1
240323	1
240325	1
240329	2
240332	1
240335	2
240339	4
240501	1
240502	2
240504	1
240507	1
240508	2
240511	2
240512	2
240516	4
240518	1
240520	1
240521	2
240522	1
240523	2
240524	1
240527	2
240528	1
240529	3

2004 Presidential Write In Totals by Precinct

Ralph Nader

240533	1
240534	6
240535	1
240541	1
240544	1
240545	4
241702	1
241806	1
340101	1
340103	1
340105	3
340108	1
340111	1
340112	1
340118	6
340122	1
340418	1
340424	2
340426	1
340501	2
340502	1
340507	3
341601	1
341602	2
343102	3
344101	3
344901	1
344909	1
345314	1
345316	1
345319	1
345320	1
345325	1
346115	1
440601	1
440603	1

2004 Presidential Write In Totals by Precinct

Ralph Nader

440604	2
440607	2
440608	1
440611	2
440612	1
440613	3
440614	2
440616	1
440617	2
440619	1
440624	2
440625	1
440627	2
440629	2
440631	1
440633	2
440634	1
440635	1
440636	5
440637	1
440638	4
440640	1
453501	1
453503	2
453512	1
453514	4
453515	1
453518	1
453519	3
453522	1
453533	1
453537	1
530201	2
531201	1
531202	2
531403	1

2004 Presidential Write In Totals by Precinct

Ralph Nader

531407	4
532101	2
532103	1
532107	1
532111	3
532114	1
533702	2
534506	1
534508	2
535323	1
535328	2
539101	2
539105	2
539107	1
541101	1
541504	5
541505	1
541901	1
542401	1
542907	0
542909	4
542910	1
542911	3
543901	1
544201	5
544203	5
544712	2
547302	4
548301	2
548314	1
549003	1
6243214	1
6340506	1
6343404	2
6343601	1
6344703	1

2004 Presidential Write In Totals by Precinct

Ralph Nader

6344902	1
6344914	1
6345309	1
6441302	1
6452006	1
6534718	1
6535331	1
6537202	1
6542402	1
6548911	1
Total	333

STATE OF CALIFORNIA }
County of Placer } ss.

CERTIFICATE OF FACTS


I, JIM McCAULEY, Clerk-Recorder-Registrar of Voters of the County of Placer, State of California, do hereby certify that the office of Governing Board Member in the Tahoe Truckee Unified School District, Trustee Area 3 was submitted to the known qualified electors of the district at the Presidential General Election held on Tuesday, November 2, 2004.

The results of the official canvass conducted by this office for the Tahoe Truckee Unified School District, Trustee Area 3 (Elect 1) are as follows:

Candidate	Placer	Nevada	El Dorado	Total
Kristy Olk	3,440	3,430	281	7,151
John R. Falk	1,558	1,917	101	3,576

I further certify that the conduct of the election and canvass of the ballots was in every respect in accordance with the election laws of the State of California.

WITNESS MY HAND AND SEAL THIS 24th DAY OF NOVEMBER 2004.



JIM McCAULEY
PLACER COUNTY CLERK-REGISTRAR
State of California

STATE OF CALIFORNIA }
 } ss.
 County of Placer }

CERTIFICATE OF FACTS

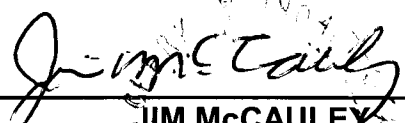
I, JIM McCAULEY, Clerk-Recorder-Registrar of Voters of the County of Placer, State of California, do hereby certify that the office of Director in the Truckee Tahoe Airport District was submitted to the known qualified electors of the district at the Presidential General Election held on Tuesday, November 2, 2004.

The results of the official canvass conducted by this office for the Truckee Tahoe Airport District (Elect 3) are as follows:

Candidate	Placer	Nevada	Total
Mary Hetherington	2,497	3,896	6,393
Kathleen Eagan	2,406	4,126	6,532
Paul Vatisas	1,919	3,130	5,049
Ken (K.B.) Foster	2,105	1,637	3,742
Adrian Howes	1,512	1,366	2,878
Constance Stevens	1,470	1,342	2,812
Joseph Ferrerra	1,413	1,293	2,706
Al Turner	947	800	1,747

I further certify that the conduct of the election and canvass of the ballots was in every respect in accordance with the election laws of the State of California.

WITNESS MY HAND AND SEAL THIS 24th DAY OF NOVEMBER 2004.



JIM McCAULEY
 PLACER COUNTY CLERK-REGISTRAR
 State of California

STATE OF CALIFORNIA }
 } ss.
 County of Placer }

CERTIFICATE OF FACTS


I, JIM McCAULEY, Clerk-Recorder-Registrar of Voters of the County of Placer, State of California, do hereby certify that the office of Governing Board Member in the Roseville Joint Union High School District was submitted to the known qualified electors of the district at the Presidential General Election held on Tuesday, November 2, 2004.

The results of the official canvass conducted by this office for the Roseville Joint Union High School District (Elect 3) are as follows:

Candidate	Placer	Sacramento	Total
R. Jan Pinney	23,937	1,670	25,607
Garry Genzlinger	16,345	1,541	17,886
Paige K. Stauss	15,917	1,413	17,330
Karen England	15,142	984	16,126
Gary A. Kidder, Jr.	14,114	847	14,961
Tim Herman	14,166	1,020	15,186
Jack Duran	12,278	1,376	13,654
Matthew G. See	6,531	502	7,033
Louise Santiago	4,858	541	5,399

I further certify that the conduct of the election and canvass of the ballots was in every respect in accordance with the election laws of the State of California.

WITNESS MY HAND AND SEAL THIS 24th DAY OF NOVEMBER 2004.



JIM McCAULEY
 PLACER COUNTY CLERK-REGISTRAR
 State of California

STATE OF CALIFORNIA }
County of Placer } ss.
}

CERTIFICATE OF FACTS


I, JIM McCAULEY, Clerk-Recorder-Registrar of Voters of the County of Placer, State of California, do hereby certify that the office of Governing Board Member in the Tahoe Truckee Unified School District, Trustee Area 2 was submitted to the known qualified electors of the district at the Presidential General Election held on Tuesday, November 2, 2004.

The results of the official canvass conducted by this office for the Tahoe Truckee Unified School District, Trustee Area 2 (Elect 1) are as follows:

Candidate	Placer	Nevada	El Dorado	Total
Monty S. Folsom	2,224	2,810	226	5,260
Daniel V. Collin	2,332	2,730	144	5,206

I further certify that the conduct of the election and canvass of the ballots was in every respect in accordance with the election laws of the State of California.

WITNESS MY HAND AND SEAL THIS 24th DAY OF NOVEMBER 2004.



JIM McCAULEY
PLACER COUNTY CLERK-REGISTRAR
State of California

STATE OF CALIFORNIA }
 } ss.
County of Placer }

CERTIFICATE OF FACTS


I, JIM McCAULEY, Clerk-Recorder-Registrar of Voters of the County of Placer, State of California, do hereby certify that the office of Governing Board Member in the Dry Creek Joint Elementary School District was submitted to the known qualified electors of the district at the Presidential General Election held on Tuesday, November 2, 2004.

The results of the official canvass conducted by this office for the Dry Creek Joint Elementary School District (Elect 2) are as follows:

Candidate	Placer	Sacramento	Total
Ryan S. Darke	7,132	2,336	9,468
Barry Stillman	7,075	2,380	9,455
Christine Bish	3,154	1,492	4,646

I further certify that the conduct of the election and canvass of the ballots was in every respect in accordance with the election laws of the State of California.

WITNESS MY HAND AND SEAL THIS 24th DAY OF NOVEMBER 2004.



JIM McCAULEY
PLACER COUNTY CLERK-REGISTRAR
State of California

STATE OF CALIFORNIA }
 } ss.
 County of Placer }

CERTIFICATE OF FACTS

I, JIM McCAULEY, Clerk-Recorder-Registrar of Voters of the County of Placer, State of California, do hereby certify that on November 24, 2004, I canvassed the votes cast for the November 2, 2004 Presidential Primary Election. The results of the official canvass conducted by this office are as follows:


Final Results for Sierra Joint Community College, School Facilities Improvement District 1, Measure H

Needed 55% combined voter approval in Placer and Nevada counties to pass.

	Yes	No	Total
Placer County Elections	4,165	1,808	5,973
Nevada County Elections	4,691	2,208	6,899
TOTALS	8,856	4,016	12,872

I further certify that the conduct of the election and canvass of the ballots was in every respect in accordance with the election laws of the State of California.

WITNESS MY HAND AND SEAL THIS 24th DAY OF NOVEMBER 2004.



JIM McCAULEY
 PLACER COUNTY CLERK-REGISTRAR
 State of California

STATE OF CALIFORNIA }
 } ss.
 County of Placer }

CERTIFICATE OF FACTS

I, JIM McCAULEY, Clerk-Recorder-Registrar of Voters of the County of Placer, State of California, do hereby certify that on November 24, 2004, I canvassed the votes cast at the November 2, 2004 Presidential General Election for the Roseville Joint Union High School District, Bond Measure J.


The results of the official canvass conducted by this office are as follows:

**Roseville Joint Union High School District, Bond Measure J.
 (Requires 55% approval for passage)**

	Yes	No	Total Ballots Cast
Placer County	30,781	22,904	53,685
Sacramento	5,033	1,075	6,108
Total	35,814	23,979	59,793

I further certify that the conduct of the election and canvass of the ballots was in every respect in accordance with the election laws of the State of California.

WITNESS MY HAND AND SEAL THIS 24th DAY OF NOVEMBER 2004.


 JIM McCAULEY
 PLACER COUNTY CLERK-REGISTRAR
 State of California

PLACER COUNTY
OFFICIAL ELECTION SUMMARY
 November 2, 2004
 FINAL

Date:12/06/04
 Time:08:53:29
 Page:1 of 10

Registered Voters 183202 - Cards Cast 154497 84.33%

Num. Report Precinct 391 - Num. Reporting 391 100.00%

PRESIDENT AND VICE PRES.				
		Total		
Number of Precincts		391		
Precincts Reporting		391	100.0 %	
Vote For		1		
Total Votes		153628		
GEORGE W. BUSH	REP	95969	62.47%	
JOHN F. KERRY	DEM	55573	36.17%	
MICHAEL BADNARIK	LIB	523	0.34%	
DAVID COBB	GRN	424	0.28%	
MICHAEL A. PEROUTKA	AI	278	0.18%	
LEONARD PELTIER	PFP	178	0.12%	
Write-in Votes		683	0.44%	

UNITED STATES SENATOR				
		Total		
Number of Precincts		391		
Precincts Reporting		391	100.0 %	
Vote For		1		
Total Votes		150066		
BILL JONES	REP	85163	56.75%	
BARBARA BOXER	DEM	59554	39.69%	
JAMES P. "JIM" GRAY	LIB	2230	1.49%	
MARSHA FEINLAND	PFP	2197	1.46%	
DON J. GRUNDMANN	AIP	856	0.57%	
Write-in Votes		66	0.04%	

U.S. REPRESENTATIVE 4TH CONGRESSIONAL				
		Total		
Number of Precincts		391		
Precincts Reporting		391	100.0 %	
Vote For		1		
Total Votes		146649		
JOHN T. DOOLITTLE	REP	97518	66.50%	
DAVID I. WINTERS	DEM	48969	33.39%	
Write-in Votes		162	0.11%	

STATE SENATOR 1ST SENATE DISTRICT				
		Total		
Number of Precincts		238		
Precincts Reporting		238	100.0 %	
Vote For		1		
Total Votes		90197		
DAVE COX	REP	57044	63.24%	
KRISTINE McDONALD	DEM	30157	33.43%	
ROBERTO LEIBMAN	LIB	2916	3.23%	
Write-in Votes		80	0.09%	

STATE ASSEMBLY 3RD ASSEMBLY DISTRICT				
		Total		
Number of Precincts		47		
Precincts Reporting		47	100.0 %	
Vote For		1		
Total Votes		13691		
RICK KEENE	REP	8498	62.07%	
ROBERT A. WOODS	DEM	4645	33.93%	
ROBERT BURK	LIB	534	3.90%	
Write-in Votes		14	0.10%	

STATE ASSEMBLY 4TH ASSEMBLY DISTRICT				
		Total		
Number of Precincts		316		
Precincts Reporting		316	100.0 %	
Vote For		1		
Total Votes		119294		
TIM LESLIE	REP	82289	68.98%	
TODD W. SCHWENK	DEM	36881	30.92%	
Write-in Votes		124	0.10%	

STATE ASSEMBLY 5TH ASSEMBLY DISTRICT				
		Total		
Number of Precincts		28		
Precincts Reporting		28	100.0 %	
Vote For		1		
Total Votes		10952		
ROGER NIELLO	REP	8158	74.49%	
SANDRA A. CAREY	DEM	2453	22.40%	
MELISSA MANFRE	LIB	336	3.07%	
Write-in Votes		5	0.05%	

SUTTER CO BD OF ED TRUSTEE AREA 4				
		Total		
Number of Precincts		1		
Precincts Reporting		1	100.0 %	
Vote For		1		
Total Votes		37		
DALE C. DAVIS		27	72.97%	
HARVEY A. TAYLOR		10	27.03%	
Write-in Votes		0	0.00%	

SIERRA JT COMM COLLEGE TRUSTEE AREA 3				
		Total		
Number of Precincts		388		
Precincts Reporting		388	100.0 %	
Vote For		1		
Total Votes		124115		
SCOTT TIM LESLIE		66947	53.94%	
ROBERT J. TOMASINI		56927	45.87%	
Write-in Votes		241	0.19%	

PLACER COUNTY
OFFICIAL ELECTION SUMMARY
November 2, 2004
FINAL

Date:12/06/04
Time:08:53:29
Page:2 of 10

Registered Voters 183202 - Cards Cast 154497 84.33%

Num. Report Precinct 391 - Num. Reporting 391 100.00%

SIERRA JT COMM COLLEGE TRUSTEE AREA 7			
	Total		
Number of Precincts	388		
Precincts Reporting	388	100.0 %	
Vote For	1		
Total Votes	118013		
AARON KLEIN	62380	52.86%	
DAVID W. PARKER	55438	46.98%	
Write-in Votes	195	0.17%	

TAHOE TRUCKEE U.S.D. TRUSTEE AREA 3			
	Total		
Number of Precincts	37		
Precincts Reporting	37	100.0 %	
Vote For	1		
Total Votes	5014		
KRISTY OLK	3440	68.61%	
JOHN R. FALK	1558	31.07%	
Write-in Votes	16	0.32%	

YUBA COMM COLLEGE TRUSTEE AREA 2			
	Total		
Number of Precincts	1		
Precincts Reporting	1	100.0 %	
Vote For	1		
Total Votes	37		
JIM BUCHAN	24	64.86%	
DAN CUCCHI	13	35.14%	
Write-in Votes	0	0.00%	

WESTERN PLACER U.S.D. TRUSTEE AREA 3			
	Total		
Number of Precincts	41		
Precincts Reporting	41	100.0 %	
Vote For	1		
Total Votes	13528		
MELANIE A. EUSTICE	6103	45.11%	
NOAH D. MACKENROTH	6003	44.37%	
JASON N. ALLRED	1405	10.39%	
Write-in Votes	17	0.13%	

CENTER U.S.D.			
	Total		
Number of Precincts	2		
Precincts Reporting	2	100.0 %	
Vote For	2		
Total Votes	260		
TERI FERGUSON	131	50.38%	
RAYMOND F. BENDER	87	33.46%	
EDUARDO R. ECHEVERRI	40	15.38%	
Write-in Votes	2	0.77%	

E NICHOLAUS JT UNION			
	Total		
Number of Precincts	1		
Precincts Reporting	1	100.0 %	
Vote For	3		
Total Votes	99		
STEVE DEVALENTINE	26	26.26%	
LAWRENCE A. MICHEL	25	25.25%	
TOM HANSON	23	23.23%	
RALPH CHANDLER	14	14.14%	
APRIL ELLEN DALE	11	11.11%	
Write-in Votes	0	0.00%	

ROCKLIN U.S.D.			
	Total		
Number of Precincts	42		
Precincts Reporting	42	100.0 %	
Vote For	2		
Total Votes	31964		
CAMILLE MABEN	12459	38.98%	
GREGORY J. DALEY	10179	31.85%	
MARK R. KLANG	9237	28.90%	
Write-in Votes	89	0.28%	

GRANT JT UNION			
	Total		
Number of Precincts	2		
Precincts Reporting	2	100.0 %	
Vote For	2		
Total Votes	244		
PATRICK KEMP	75	30.74%	
FREDERICK GAYLE	65	26.64%	
MARK S. ROOME	54	22.13%	
JASON L. SAMPLE	47	19.26%	
Write-in Votes	3	1.23%	

TAHOE TRUCKEE U.S.D. TRUSTEE AREA 2			
	Total		
Number of Precincts	37		
Precincts Reporting	37	100.0 %	
Vote For	1		
Total Votes	4581		
DANIEL V. COLLIN	2332	50.91%	
MONTY S. FOLSOM	2224	48.55%	
Write-in Votes	25	0.55%	

PLACER COUNTY
OFFICIAL ELECTION SUMMARY
November 2, 2004
FINAL

Date:12/06/04
Time:08:53:29
Page:3 of 10

Registered Voters 183202 - Cards Cast 154497 84.33%

Num. Report Precinct 391 - Num. Reporting 391 100.00%

ROSEVILLE JT UNION		
	Total	
Number of Precincts	111	
Precincts Reporting	111	100.0 %
Vote For	3	
Total Votes	123428	
R. JAN PINNEY	23937	19.39%
GARRY GENZLINGER	16345	13.24%
PAIGE K. STAUSS	15917	12.90%
KAREN ENGLAND	15142	12.27%
TIM HERMAN	14166	11.48%
GARY A. KIDDER, JR	14114	11.44%
JACK DURAN	12278	9.95%
MATTHEW G. SEE	6531	5.29%
LOUISE SANTIAGO	4858	3.94%
Write-in Votes	140	0.11%

DRY CREEK JT ELEMENTARY		
	Total	
Number of Precincts	22	
Precincts Reporting	22	100.0 %
Vote For	2	
Total Votes	17395	
RYAN S. DARKE	7132	41.00%
BARRY STILLMAN	7075	40.67%
CHRISTINE BISH	3154	18.13%
Write-in Votes	34	0.20%

ACKERMAN ELEMENTARY		
	Total	
Number of Precincts	5	
Precincts Reporting	5	100.0 %
Vote For	3	
Total Votes	2336	
SHARON MARIE MUSSO	745	31.89%
MICHELLE M. JORDAN	641	27.44%
ELLEN M. AOKI	629	26.93%
JAMES A. COUK	313	13.40%
Write-in Votes	8	0.34%

FORESTHILL UNION ELEM		
	Total	
Number of Precincts	10	
Precincts Reporting	10	100.0 %
Vote For	2	
Total Votes	4638	
SCOTT TOMASHEFSKY	1904	41.05%
WILLIAM PARCHER	1317	28.40%
WILLIAM (BILL) MINOR	898	19.36%
STEPHEN MARKOE, JR	509	10.97%
Write-in Votes	10	0.22%

ALTA-DUTCH FLAT ELEM		
	Total	
Number of Precincts	3	
Precincts Reporting	3	100.0 %
Vote For	2	
Total Votes	1364	
LYNN M. OLIVER	473	34.68%
GINA ERICKSON	442	32.40%
KATHLEEN A. MUTTO	405	29.69%
Write-in Votes	44	3.23%

LOOMIS UNION ELEMENTARY		
TRUSTEE AREA 2		
	Total	
Number of Precincts	34	
Precincts Reporting	34	100.0 %
Vote For	1	
Total Votes	7307	
NANCY ADKINS	3781	51.74%
JIM DUTTON	3513	48.08%
Write-in Votes	13	0.18%

AUBURN UNION ELEMENTARY		
	Total	
Number of Precincts	50	
Precincts Reporting	50	100.0 %
Vote For	2	
Total Votes	23697	
LINDA BEASLEY	5902	24.91%
SHANA FAIN McDONALD	5528	23.33%
CHUCK HEISLEMAN	4028	17.00%
MATTHEW GEBHARDT	3171	13.38%
CHRISTOPHER P. BENSO	2086	8.80%
ED DIGGS	1779	7.51%
SCOTT BOVEE	1163	4.91%
Write-in Votes	40	0.17%

U - SCHOOL DIST		
REORGANIZATION		
	Total	
Number of Precincts	41	
Precincts Reporting	41	100.0 %
Vote For	1	
Total Votes	9455	
YES	7334	77.57%
NO	2121	22.43%

LOOMIS AND PENRYN TRUSTEE		
AREA 2		
	Total	
Number of Precincts	41	
Precincts Reporting	41	100.0 %
Vote For	1	
Total Votes	8386	
NANCY ADKINS	4402	52.49%
JIM DUTTON	3964	47.27%
Write-in Votes	20	0.24%

PLACER COUNTY
OFFICIAL ELECTION SUMMARY
November 2, 2004
FINAL

Date:12/06/04
Time:08:53:29
Page:4 of 10

Registered Voters 183202 - Cards Cast 154497 84.33%

Num. Report Precinct 391 - Num. Reporting 391 100.00%

PLEASANT GROVE JT ELEM		Total
Number of Precincts	1	
Precincts Reporting	1	100.0 %
Vote For	3	
Total Votes	105	
STACY L. REESE	33	31.43%
SHAWN WITHROW	28	26.67%
JOHN ROBERT HEWITT	22	20.95%
JANINE L. BOLLA	22	20.95%
Write-in Votes	0	0.00%

ROSEVILLE CITY SCHOOL		Total
Number of Precincts	58	
Precincts Reporting	58	100.0 %
Vote For	2	
Total Votes	42432	
SUSAN GOTO	16582	39.08%
SCOTT E. HUBER	10911	25.71%
MOLLIE A. GELDER	9443	22.25%
C. CARLESON	5430	12.80%
Write-in Votes	66	0.16%

SUPERVISOR 3RD DISTRICT		Total
Number of Precincts	93	
Precincts Reporting	93	100.0 %
Vote For	1	
Total Votes	24172	
JIM HOLMES	12806	52.98%
ALICE DOWDIN	11321	46.84%
Write-in Votes	45	0.19%

AUBURN CITY COUNCIL		Total
Number of Precincts	18	
Precincts Reporting	18	100.0 %
Vote For	2	
Total Votes	10349	
BOB SNYDER	2475	23.92%
KEITH A. NESBITT	2131	20.59%
BRIDGET POWERS	2067	19.97%
SALLY E. WHITE	1870	18.07%
JAN R. McDONALD	1779	17.19%
Write-in Votes	27	0.26%

AUBURN CITY CLERK		Total
Number of Precincts	18	
Precincts Reporting	18	100.0 %
Vote For	1	
Total Votes	5601	
JOSEPH G. R. LABRIE	2614	46.67%
LOUISE McCAULEY	2093	37.37%
DEBORAH PASKEL	882	15.75%
Write-in Votes	12	0.21%

AUBURN CITY TREASURER		Total
Number of Precincts	18	
Precincts Reporting	18	100.0 %
Vote For	1	
Total Votes	5111	
GEORGE E. WILLIAMS	5053	98.87%
Write-in Votes	58	1.13%

COLFAX CITY COUNCIL 2 YEAR TERM		Total
Number of Precincts	1	
Precincts Reporting	1	100.0 %
Vote For	1	
Total Votes	652	
JAMES E. ALBRIGHT	638	97.85%
Write-in Votes	14	2.15%

COLFAX CITY COUNCIL		Total
Number of Precincts	1	
Precincts Reporting	1	100.0 %
Vote For	2	
Total Votes	931	
SHARON GIERAS	493	52.95%
SHERRIE L. BLACKMUN	409	43.93%
Write-in Votes	29	3.11%

COLFAX CITY TREASURER		Total
Number of Precincts	1	
Precincts Reporting	1	100.0 %
Vote For	1	
Total Votes	670	
BETTY DELGADO	659	98.36%
Write-in Votes	11	1.64%

PLACER COUNTY
OFFICIAL ELECTION SUMMARY
November 2, 2004
FINAL

Date:12/06/04
Time:08:53:29
Page:5 of 10

Registered Voters 183202 - Cards Cast 154497 84.33%

Num. Report Precinct 391 - Num. Reporting 391 100.00%

LINCOLN CITY COUNCIL		Total
Number of Precincts		22
Precincts Reporting	22	100.0 %
Vote For	3	
Total Votes	31112	
TOM COSGROVE	8673	27.88%
PRIMO SANTINI	8368	26.90%
SPENCER SHORT	7967	25.61%
MARY OLSEN	5996	19.27%
Write-in Votes	108	0.35%

LINCOLN CITY CLERK		Total
Number of Precincts		22
Precincts Reporting	22	100.0 %
Vote For	1	
Total Votes	11112	
LINDA L. STACKPOOLE	11056	99.50%
Write-in Votes	56	0.50%

LINCOLN CITY TREASURER		Total
Number of Precincts		22
Precincts Reporting	22	100.0 %
Vote For	1	
Total Votes	11016	
SHERON WATKINS	10963	99.52%
Write-in Votes	53	0.48%

LOOMIS TOWN COUNCIL		Total
Number of Precincts		12
Precincts Reporting	12	100.0 %
Vote For	2	
Total Votes	4805	
RHONDA MORILLAS	1737	36.15%
THOMAS W. MILLWARD	1463	30.45%
DOM FORTUNATO	623	12.97%
PAULETTE EMERT	607	12.63%
JO-CAROL ARISMAN	362	7.53%
Write-in Votes	13	0.27%

LOOMIS TOWN CLERK		Total
Number of Precincts		12
Precincts Reporting	12	100.0 %
Vote For	1	
Total Votes	2639	
CHARLEEN STROCK	2607	98.79%
Write-in Votes	32	1.21%

LOOMIS TOWN TREASURER		Total
Number of Precincts		12
Precincts Reporting	12	100.0 %
Vote For	1	
Total Votes	2516	
ROGER M. CARROLL	2497	99.24%
Write-in Votes	19	0.76%

ROCKLIN CITY COUNCIL		Total
Number of Precincts		44
Precincts Reporting	44	100.0 %
Vote For	3	
Total Votes	53673	
PETER HILL	10333	19.25%
GEORGE A. MAGNUSON	10320	19.23%
BRETT STOREY	9476	17.66%
DAN DeFOE	6621	12.34%
LINDA C. HALL	5219	9.72%
TONY RAKOCIJA	5159	9.61%
HARRY L. POWELL, JR.	2998	5.59%
KEN BLISS	1986	3.70%
MATT McKEE	1463	2.73%
Write-in Votes	98	0.18%

ROCKLIN CITY CLERK		Total
Number of Precincts		44
Precincts Reporting	44	100.0 %
Vote For	1	
Total Votes	17691	
SANDRA DAVIES	17545	99.17%
Write-in Votes	146	0.83%

ROCKLIN CITY TREASURER		Total
Number of Precincts		44
Precincts Reporting	44	100.0 %
Vote For	1	
Total Votes	17586	
VINCE AMADO	17442	99.18%
Write-in Votes	144	0.82%

PLACER COUNTY
OFFICIAL ELECTION SUMMARY
 November 2, 2004
 FINAL

Date:12/06/04
 Time:08:53:29
 Page:6 of 10

Registered Voters 183202 - Cards Cast 154497 84.33%

Num. Report Precinct 391 - Num. Reporting 391 100.00%

ROSEVILLE CITY COUNCIL			
	Total		
Number of Precincts	85		
Precincts Reporting	85	100.0 %	
Vote For	3		
Total Votes	101326		
F.C."ROCKY" ROCKHOLM	27593	27.23%	
RICHARD ROCCUCCI	19748	19.49%	
JOHN ALLARD	18555	18.31%	
JACK D. WALLACE	13369	13.19%	
SANDRA SARACENI	11871	11.72%	
PAUL FRANK	10067	9.94%	
Write-in Votes	123	0.12%	

TRUCKEE TAHOE AIRPORT			
	Total		
Number of Precincts	37		
Precincts Reporting	37	100.0 %	
Vote For	3		
Total Votes	14296		
MARY HETHERINGTON	2497	17.47%	
KATHLEEN EAGAN	2406	16.83%	
KEN (K.B.) FOSTER	2105	14.72%	
PAUL VATISTAS	1919	13.42%	
ADRIAN HOWES	1512	10.58%	
CONSTANCE STEVENS	1470	10.28%	
JOSEPH FERRERRA	1413	9.88%	
AL TURNER	947	6.62%	
Write-in Votes	27	0.19%	

SAN JUAN WATER DISTRICT			
	Total		
Number of Precincts	32		
Precincts Reporting	32	100.0 %	
Vote For	2		
Total Votes	14191		
KENNETH H. MILLER	6697	47.19%	
PAMELA E. TOBIN	4267	30.07%	
JOSEPH ALESSANDRI	2910	20.51%	
Write-in Votes	317	2.23%	

FORESTHILL FIRE DISTRICT			
	Total		
Number of Precincts	7		
Precincts Reporting	7	100.0 %	
Vote For	3		
Total Votes	6507		
JOAN E. ELLIOTT	1799	27.65%	
SUE A. GRANT	1760	27.05%	
KENTON E. DRONE	1676	25.76%	
PAULA CELICK	1200	18.44%	
Write-in Votes	72	1.11%	

LOOMIS FIRE DISTRICT			
	Total		
Number of Precincts	13		
Precincts Reporting	13	100.0 %	
Vote For	3		
Total Votes	8509		
BRYAN K. THOMSON	3059	35.95%	
JOHN R. SHEARER	2234	26.25%	
MARIO S. LA GIUSA	2031	23.87%	
MARILYN JASPER	1143	13.43%	
Write-in Votes	42	0.49%	

NEWCASTLE FIRE DISTRICT			
	Total		
Number of Precincts	11		
Precincts Reporting	11	100.0 %	
Vote For	3		
Total Votes	5068		
ROBERT BUNDY	1335	26.34%	
CLIFF DRAKE	1224	24.15%	
NEIL G. ANDERSON	1181	23.30%	
WILLIAM FAWX	899	17.74%	
GLENDA FREEMAN	412	8.13%	
Write-in Votes	17	0.34%	

NORTH TAHOE FIRE DIST. DIVISION 1			
	Total		
Number of Precincts	2		
Precincts Reporting	2	100.0 %	
Vote For	1		
Total Votes	557		
TERESA O'DETTE	210	37.70%	
DON HARDER	189	33.93%	
DAVID GORMLEY	156	28.01%	
Write-in Votes	2	0.36%	

SOUTH PLACER FIRE			
	Total		
Number of Precincts	39		
Precincts Reporting	39	100.0 %	
Vote For	3		
Total Votes	31395		
DAVID W. GIBLIN	6089	19.39%	
GREGARY P. GRENFELL	5046	16.07%	
JEFFREY MOSS	4822	15.36%	
TOM A. PERKINS	4726	15.05%	
JEFFREY P. SCHROEDER	4141	13.19%	
MICHAEL S. SHORT	3433	10.93%	
ANITA M. WRIGHT	3110	9.91%	
Write-in Votes	28	0.09%	

PLACER COUNTY
OFFICIAL ELECTION SUMMARY
 November 2, 2004
 FINAL

Date:12/06/04
 Time:08:53:29
 Page:7 of 10

Registered Voters 183202 - Cards Cast 154497 84.33%

Num. Report Precinct 391 - Num. Reporting 391 100.00%

TRUCKEE FIRE DISTRICT		Total	
Number of Precincts	5		
Precincts Reporting	5	100.0 %	
Vote For	2		
Total Votes	630		
MICHAEL D. MOHR	229	36.35%	
RON PEREA	151	23.97%	
LLOYD P. EVERETT	139	22.06%	
BOB SNYDER	110	17.46%	
Write-in Votes	1	0.16%	

AUBURN AREA REC PARK		Total	
Number of Precincts	66		
Precincts Reporting	66	100.0 %	
Vote For	3		
Total Votes	42032		
JIMMY CARROLL	8295	19.73%	
H. GORDON AINSLEIGH	7733	18.40%	
JIM GRAY	7103	16.90%	
DONALD C. ANDERSON	5466	13.00%	
RALPH MILLER	5176	12.31%	
CHRISTOPHER JENSEN	4661	11.09%	
ED DIGGS	3516	8.37%	
Write-in Votes	82	0.20%	

SACRAMENTO M.U.D. WARD 1		Total	
Number of Precincts	6		
Precincts Reporting	6	100.0 %	
Vote For	1		
Total Votes	451		
LINDA DAVIS	282	62.53%	
ROGER CANFIELD	168	37.25%	
Write-in Votes	1	0.22%	

SACRAMENTO M.U.D. WARD 2		Total	
Number of Precincts	1		
Precincts Reporting	1	100.0 %	
Vote For	1		
Total Votes	3		
SUSAN PATTERSON	2	66.67%	
RON GRAVITT	1	33.33%	
Write-in Votes	0	0.00%	

NORTH TAHOE P.U.D. SEAT 1		Total	
Number of Precincts	6		
Precincts Reporting	6	100.0 %	
Vote For	1		
Total Votes	2063		
FRANK F. MOONEY	1347	65.29%	
JOHN D. SHUFF	710	34.42%	
Write-in Votes	6	0.29%	

NORTH TAHOE P.U.D. SEAT 5		Total	
Number of Precincts	6		
Precincts Reporting	6	100.0 %	
Vote For	1		
Total Votes	1957		
JOHN BERGMANN	1194	61.01%	
KEVIN McDERMOTT	753	38.48%	
Write-in Votes	10	0.51%	

TAHOE CITY P.U.D. SEAT 5		Total	
Number of Precincts	12		
Precincts Reporting	12	100.0 %	
Vote For	1		
Total Votes	2154		
RON TREABESS	1427	66.25%	
JUSTIN GARCIA	723	33.57%	
Write-in Votes	4	0.19%	

TRUCKEE DONNER P.U.D.		Total	
Number of Precincts	2		
Precincts Reporting	2	100.0 %	
Vote For	3		
Total Votes	721		
WILLIAM THOMASON	166	23.02%	
TIM F. TAYLOR	165	22.88%	
JOSEPH R. AGUERA	163	22.61%	
NELSON VAN GUNDY	158	21.91%	
BRUCE A. DOUGLASS	69	9.57%	
Write-in Votes	0	0.00%	

P.C.W.A. DIVISION 4		Total	
Number of Precincts	64		
Precincts Reporting	64	100.0 %	
Vote For	1		
Total Votes	22984		
MICHAEL "MIKE" LEE	15147	65.90%	
SUSAN MARTIMO	4068	17.70%	
CHRISTOPHER JAN CARL	3743	16.29%	
Write-in Votes	26	0.11%	

PLACER COUNTY
OFFICIAL ELECTION SUMMARY
 November 2, 2004
 FINAL

Date:12/06/04
 Time:08:53:30
 Page:8 of 10

Registered Voters 183202 - Cards Cast 154497 84.33%

Num. Report Precinct 391 - Num. Reporting 391 100.00%

P.C.W.A. DIVISION 5		
	Total	
Number of Precincts	97	
Precincts Reporting	97	100.0 %
Vote For	1	
Total Votes	20079	
T. OTIS WOLLAN	15262	76.01%
PETE JEFFALONE	4763	23.72%
Write-in Votes	54	0.27%

60 - PRIMARY ELECTIONS		
	Total	
Number of Precincts	391	
Precincts Reporting	391	100.0 %
Vote For	1	
Total Votes	135235	
YES	89360	66.08%
NO	45875	33.92%

ALPINE SPRINGS CO WATER		
	Total	
Number of Precincts	3	
Precincts Reporting	3	100.0 %
Vote For	2	
Total Votes	443	
JON O. NORTHROP	165	37.25%
VIRGINIA W. QUINAN	159	35.89%
TOM BASS	118	26.64%
Write-in Votes	1	0.23%

60 A- SURPLUS PROPERTY		
	Total	
Number of Precincts	391	
Precincts Reporting	391	100.0 %
Vote For	1	
Total Votes	137992	
YES	111380	80.71%
NO	26612	19.29%

SQUAW VALLEY P.S.D.		
	Total	
Number of Precincts	5	
Precincts Reporting	5	100.0 %
Vote For	3	
Total Votes	1064	
BRAD DUTTON	264	24.81%
ERIC POULSEN	249	23.40%
JOHN M. WILCOX	162	15.23%
CARL R. GUSTAFSON	150	14.10%
JUDY CARINI	129	12.12%
DANIEL KENNEY	103	9.68%
Write-in Votes	7	0.66%

61 - CHILDREN'S HOSP		
	Total	
Number of Precincts	391	
Precincts Reporting	391	100.0 %
Vote For	1	
Total Votes	142493	
NO	82276	57.74%
YES	60217	42.26%

IA - GOVT LOCAL FUNDS		
	Total	
Number of Precincts	391	
Precincts Reporting	391	100.0 %
Vote For	1	
Total Votes	142363	
YES	122617	86.13%
NO	19746	13.87%

62 - ELECTION PRIMARIES		
	Total	
Number of Precincts	391	
Precincts Reporting	391	100.0 %
Vote For	1	
Total Votes	140340	
NO	81276	57.91%
YES	59064	42.09%

59 - ACCESS TO GOVT INFO		
	Total	
Number of Precincts	391	
Precincts Reporting	391	100.0 %
Vote For	1	
Total Votes	141328	
YES	118880	84.12%
NO	22448	15.88%

63 - MENTAL HEALTH SVCS		
	Total	
Number of Precincts	391	
Precincts Reporting	391	100.0 %
Vote For	1	
Total Votes	144896	
NO	85615	59.09%
YES	59281	40.91%

64 - LIMIT ENFORCEMENT		
	Total	
Number of Precincts	391	
Precincts Reporting	391	100.0 %
Vote For	1	
Total Votes	141022	
YES	94383	66.93%
NO	46639	33.07%

PLACER COUNTY
OFFICIAL ELECTION SUMMARY
 November 2, 2004
 FINAL

Date:12/06/04
 Time:08:53:30
 Page:9 of 10

Registered Voters 183202 - Cards Cast 154497 84.33%

Num. Report Precinct 391 - Num. Reporting 391 100.00%

65 - LOCAL GOVT FUNDS			
	Total		
Number of Precincts	391		
Precincts Reporting	391	100.0	%
Vote For	1		
Total Votes	132019		
NO	89962	68.14%	
YES	42057	31.86%	

71 - STEM CELL BONDS			
	Total		
Number of Precincts	391		
Precincts Reporting	391	100.0	%
Vote For	1		
Total Votes	149078		
NO	79717	53.47%	
YES	69361	46.53%	

66 - LIMIT THREE STRIKES			
	Total		
Number of Precincts	391		
Precincts Reporting	391	100.0	%
Vote For	1		
Total Votes	149241		
NO	95290	63.85%	
YES	53951	36.15%	

72 - REFERENDUM			
	Total		
Number of Precincts	391		
Precincts Reporting	391	100.0	%
Vote For	1		
Total Votes	145959		
NO	99215	67.97%	
YES	46744	32.03%	

67 - TELEPHONE SURCHG			
	Total		
Number of Precincts	391		
Precincts Reporting	391	100.0	%
Vote For	1		
Total Votes	144397		
NO	118266	81.90%	
YES	26131	18.10%	

H - SIERRA COLLEGE BOND - 55%			
	Total		
Number of Precincts	37		
Precincts Reporting	37	100.0	%
Vote For	1		
Total Votes	5973		
BONDS YES	4165	69.73%	
BONDS NO	1808	30.27%	

68 - TRIBAL RENEGOTIATION			
	Total		
Number of Precincts	391		
Precincts Reporting	391	100.0	%
Vote For	1		
Total Votes	147674		
NO	131804	89.25%	
YES	15870	10.75%	

J - ROSEVILLE HS BOND - 55%			
	Total		
Number of Precincts	111		
Precincts Reporting	111	100.0	%
Vote For	1		
Total Votes	53685		
BONDS YES	30781	57.34%	
BONDS NO	22904	42.66%	

69 - DNA SAMPLES			
	Total		
Number of Precincts	391		
Precincts Reporting	391	100.0	%
Vote For	1		
Total Votes	146158		
YES	105549	72.22%	
NO	40609	27.78%	

K - PLACER CONSOLIDATED SPECIAL TAX - 2/3			
	Total		
Number of Precincts	40		
Precincts Reporting	40	100.0	%
Vote For	1		
Total Votes	9586		
YES	4885	50.96%	
NO	4701	49.04%	

70 - TRIBAL EXCLUSIVE			
	Total		
Number of Precincts	391		
Precincts Reporting	391	100.0	%
Vote For	1		
Total Votes	147603		
NO	125398	84.96%	
YES	22205	15.04%	

L - PLACER CONSOLIDATED EXCEED LIMITS			
	Total		
Number of Precincts	40		
Precincts Reporting	40	100.0	%
Vote For	1		
Total Votes	9342		
YES	5170	55.34%	
NO	4172	44.66%	

PLACER COUNTY
OFFICIAL ELECTION SUMMARY
 November 2, 2004
 FINAL

Date:12/06/04
 Time:08:53:30
 Page:10 of 10

Registered Voters 183202 - Cards Cast 154497 84.33%

Num. Report Precinct 391 - Num. Reporting 391 100.00%

M - FORESTHILL FPD TAX - 2/3		
	Total	
Number of Precincts	7	
Precincts Reporting	7	100.0 %
Vote For	1	
Total Votes	3233	
YES	2525	78.10%
NO	708	21.90%

T - TAHOE CEMETERY TAX - 2/3		
	Total	
Number of Precincts	19	
Precincts Reporting	19	100.0 %
Vote For	1	
Total Votes	3444	
NO	2185	63.44%
YES	1259	36.56%

N - FORESTHILL FPD EXCEED LIMITS		
	Total	
Number of Precincts	7	
Precincts Reporting	7	100.0 %
Vote For	1	
Total Votes	3225	
YES	2509	77.80%
NO	716	22.20%

V - AUBURN SCHOOL TAX - 2/3		
	Total	
Number of Precincts	50	
Precincts Reporting	50	100.0 %
Vote For	1	
Total Votes	15637	
YES	8696	55.61%
NO	6941	44.39%

P - PENRYN FPD TAX - 2/3		
	Total	
Number of Precincts	9	
Precincts Reporting	9	100.0 %
Vote For	1	
Total Votes	1493	
YES	856	57.33%
NO	637	42.67%

W - LOOMIS FPD TAX - 2/3		
	Total	
Number of Precincts	13	
Precincts Reporting	13	100.0 %
Vote For	1	
Total Votes	4570	
YES	2745	60.07%
NO	1825	39.93%

Q - PENRYN FPD EXCEED LIMITS		
	Total	
Number of Precincts	9	
Precincts Reporting	9	100.0 %
Vote For	1	
Total Votes	1483	
YES	942	63.52%
NO	541	36.48%

R - NEWCASTLE FPD TAX - 2/3		
	Total	
Number of Precincts	11	
Precincts Reporting	11	100.0 %
Vote For	1	
Total Votes	2299	
YES	1526	66.38%
NO	773	33.62%

S - NEWCASTLE FPD EXCEED LIMITS		
	Total	
Number of Precincts	11	
Precincts Reporting	11	100.0 %
Vote For	1	
Total Votes	2265	
YES	1443	63.71%
NO	822	36.29%